



ENGLISH LANGUAGE EXAMINATIONS

**MAY
2013**

NAME

LAAS

LANGUAGE ATTAINMENT ASSESSMENT SYSTEM

Level A1

Certificate Recognised by ICC

INSTRUCTIONS

- Be sure you have written your name at the top of this page.
- Do not open this booklet until the exam starts.
- The order of the exam papers is: PART A Listening, PART B Reading & Usage, PART C Writing.
- Time allowed for all three parts: 90 minutes



A

LISTENING (25 points) Time: approximately 20 minutes

- As you listen to the recording, mark your answers in this booklet.
- Answer all the questions. Give only one answer for each question.
- After the end of the recording, you will have 3 minutes to transfer your answers onto your Answer Sheet. Mark them in 2H or HB pencil.

LISTENING EXERCISE 1: Numbers 1 to 8

KEN'S FAMILY AND FRIENDS



Write the letter of a picture, A to F, in each of the spaces, 1 to 8.
You will use some letters more than once.

- | | | | |
|---------|---------|---------|---------|
| 1. ____ | 2. ____ | 3. ____ | 4. ____ |
| 5. ____ | 6. ____ | 7. ____ | 8. ____ |

LISTENING EXERCISE 2: Numbers 9 to 15**HOTEL FOR BEES**

Choose the correct word or phrase to complete each statement, 9 to 12.

Circle its letter, A, B or C.

9. The conversation is taking place ____.

- A. at a school in Greece
- B. somewhere in France
- C. inside a small building

10. In the centre of the park, bees will find lots of ____.

- A. cars
- B. streets
- C. flowers

11. At the bee hotel, visitors can ____.

- A. make nests
- B. watch bees
- C. sleep and eat

12. The bees at the hotel are ____.

- A. wild
- B. clever
- C. funny



Bee Hotel



Walls with leaves and sticks

Decide if each statement, 13 to 15, is true or not.

Write A for True or B for False in the space beside each number.


13. ____ Maybe people are hurting the bees.

14. ____ Bees help trees to make fruit.

15. ____ People can't do anything to save the bees.



Inside the hotel



To learn more about the bee hotel, visit <http://www.gizmag.com/hotel-pavilion-bees-humans/26140/>

To learn more about the Mutersholtz competition (in French), go to <http://www.muttersholtz.fr/>

For photos of other buildings in the competition see <http://www.archi20.eu/>

B

READING & USAGE (50 points)

- You are advised to spend about 40 minutes on this part of the test.
- You may mark your answers on this booklet while you are working on them.
- Answer all the questions. Give only one answer for each question.

READING & USAGE EXERCISE 1: Numbers 16 to 25

Read the text. Then do the exercises on page 4.

Fred Astaire: Great American Dancer

Fred Astaire was a famous American dancer. He first danced in the theatre in New York with his sister, Adele. Then, Adele got married and left the show.

So, Fred went to Hollywood. He made one film, and then his second small dance part was in the film *Flying Down to Rio*, with a woman named Ginger Rogers. People saw the film and asked the movie studio for more. In their next film, Fred and Ginger danced a lot. They worked together for 6 years, from 1933 to 1939.

After that, Fred made 21 more films with other dancers, but only one more, in 1949, with Ginger. Fred was also in several other films but he didn't dance. He was a good singer and a very good actor, too.

Fred carefully planned all of his dances and always wanted the camera to show his whole body. Other films in those days often only showed part of the dancer's body, like the face, arms or feet. They filmed parts of the dance many times. Then they put the best parts together.

Fred Astaire's films were different. If you watch videos of his dances, alone or with Ginger, you'll see that there are no 'breaks' in the film. Fred and Ginger danced the whole dance, from start to finish. It was usually about five minutes long. It had to be right, so they did it again and again to get one whole, beautiful dance. This was quite difficult, but it was like Astaire's early years in the theatre.



Fred made his last film in 1981, but he was in several TV programmes after that and continued to dance to the end of his life. He died of pneumonia in 1988. Much earlier, in 1959, he wrote a book about his life. It's called *Steps in Time*. Of course, it doesn't tell us about his last 30 years.

Learn more at http://en.wikipedia.org/wiki/Fred_Astaire

Watch Fred Astaire in:

Swing Time <http://www.youtube.com/watch?v=mxPgplMujzQ>

Let's Face the Music and Dance <http://www.youtube.com/watch?v=c08wiEyVuak>

Use the text and the information in the box to answer the questions.

Decide if each statement, 16 to 20, is true or not.

Write A for True or B for False on your Answer Sheet.

16. Fred Astaire first danced in the theatre in New York.
17. Fred's sister was also a dancer.
18. The first film Fred made in Hollywood was with Ginger Rogers.
19. Fred and Ginger made 10 films together.
20. Fred only made films with dances in them.




Young Fred and his sister

Choose the correct phrase to complete each sentence, 21 to 25.

Mark its letter, A, B or C, on your Answer Sheet.

21. ____ planned the dances in Fred Astaire's films.
A. Someone else B. Fred and Ginger C. Only Fred
22. Fred wanted the camera to ____.
A. follow him for a whole dance
B. film parts of his dance
C. show only his arms and feet
23. Most of Fred's dances were ____ long.
A. much too
B. about five minutes
C. more than an hour
24. Fred died almost ____ film with Ginger Rogers.
A. twenty years after his first
B. forty years after his last
C. seven years after his last
25. Fred's book ____.
A. tells part of his life story
B. talks about his TV shows
C. teaches us how to dance



Fred and Ginger

Films with Ginger Rogers

1933	<i>Flying Down to Rio</i>
1934	<i>The Gay Divorcee</i>
1935	<i>Roberta</i>
1935	<i>Top Hat</i>
1936	<i>Follow the Fleet</i>
1936	<i>Swing Time</i>
1937	<i>Shall We Dance</i>
1938	<i>Carefree</i>
1939	<i>The Story of Vernon and Irene Castle</i>
1949	<i>The Barkleys of Broadway</i>



Fred and Ginger in *Swing Time*

READING & USAGE EXERCISE 2: Numbers 26 to 30

Choose the correct word to fill each gap.

Mark its letter, A to F, on your Answer Sheet.

You will use only five of the letters.

A HOLIDAY FOR EVERYONE: GREECE!

Mel and Sue Peters, from London, liked different kinds of holidays. Mel liked to walk in the mountains and sleep (26) in a tent. Sue liked to go to the beach. So, they asked their friend, Steve, about places to visit. Steve had an (27) they both liked. Greece! They went to stay in Tsangarada, a (28) on Mount Pelion.



Every day, Mel walked in the forest or went (29). Sue went to the beach to swim and lie in the sun. Every evening, they went to a restaurant and had a tasty (30). They stayed two weeks and had a great time.

- A. fishing
- B. outside
- C. river
- D. idea
- E. meal
- F. village

READING & USAGE EXERCISE 3: Numbers 31 to 35

Choose the correct word to fill each gap in the text.

Mark its letter, A, B or C, on your Answer Sheet.

DON'T HURT OTHER CHILDREN!

At school on Monday, three boys laughed at Jimmy. Bob didn't like it, but he didn't say (31). On Tuesday, the boys pushed Jimmy and he (32) down. Again, Bob did nothing. Then, they took a picture of Jimmy in the bathroom. Jimmy wanted to run home and (33).

Finally, Bob talked to his teacher about the boys and Jimmy. The teacher (34) the class, "It's not right to hurt others. It's not funny. Don't do it!" The boys didn't hurt Jimmy (35). Jimmy felt better about school and Bob did, too.



- | | | | |
|-----|-------------|------------|-----------|
| 31. | A. anything | B. nothing | C. anyone |
| 32. | A. feel | B. fell | C. felt |
| 33. | A. cried | B. crying | C. cry |
| 34. | A. talked | B. told | C. said |
| 35. | A. after | B. again | C. never |

READING & USAGE EXERCISE 4: Numbers 36 to 40**BICYCLES FOR ALL**

Here are some pictures of people and bicycles.

Choose a picture to match each statement about bicycles.

Mark its letter, A to D, on your Answer Sheet.

You will use one letter more than once.



36. Some roads are only for bicycles. They're safe for small children.

37. Teenagers can go on long trips with friends, far from the city.

38. Put a bike in your house. If the weather's bad, you can still ride.

39. Bicycles are great for the whole family. Parents can teach their kids how to ride.

40. Use your bicycle to go shopping. You won't have to look for a car park.

READING & USAGE EXERCISE 5: Numbers 41 to 45

Ben is buying things for school and Chris, the shop assistant, is helping him.

Match one of Ben's answers with each thing Chris says.

Mark its letter, A to G, on your Answer Sheet. You will use only five of the letters.

Example: Chris: Can I help you?

Ben: (EX)

The answer is A. Yes, please. I need some notebooks. A B C D E F G H

Chris: Can I help you?

Ben: (EX)

Chris: How many do you want?

Ben: (41)

Chris: So, how many subjects do you have?

Ben: (42)

Chris: Okay, five notebooks. Anything else?

Ben: (43)

Chris: How about this packet of 20 pencils?

Ben: (44)

Chris: Okay, just two. Is that all?

Ben: (45)

Chris: That will be four euros and 60 cents.

A. Yes, please. I need some notebooks.

B. Well, I don't need that many. Just two, please.

C. Five. There's history, Greek, geography, maths, and biology.

D. Yes, I think so. How much is it all together?

E. Well, I have to have one for each subject.

F. Thanks, but I already have one.

G. Yes, I'd like some pencils, too.

C

WRITING (25 points)

- You are advised to spend about 30 minutes on this part of the test.
- You may use a blank sheet of paper as a draft.
- Write your task in the space provided on the back of your Answer Sheet in pencil or pen.

You have ONE writing task to do. Choose either Topic A or Topic B.

Write your task in about 70 words on your Answer Sheet.

EITHER THIS TOPIC

TOPIC A: Look at this picture of Steve and his friends at school.
In about 70 words, describe the picture and say what is happening in it.
 Use the words under the picture.
 Add any other words you wish.
Begin like this: *Jim and Raul are making a video. ...*



Jim-Raul-make-video
Raul-hold-camera
Jim-help
wear-trouser-shirt

Steve-be-star
be-good-student-school
laugh-shout
be-happy

friend-be-happy
be-great-day-everyone
wear-nice-clothes
after-school-have-party

OR THIS TOPIC

TOPIC B: Look at the pictures of Dan, Tom and the football team.

In about 70 words, write what happened.


Use the words below each picture.

Add any other words you wish.

Begin like this: *Dan and Tom were good friends. ...*



Dan-Tom-be-good friend
go-same school



Saturday-go-park-
play-football



Jane-be-team
kick-ball-score-lot-goal



Greg-be-there-too
be-not friendly-not-smile



ask-Greg-play-team
at first-not-want



then-all-play-win-match
Greg-be-happy-be-team